

The State of Hate in Greater Rochester

A Survey of Attitudes, Beliefs, and Experiences

June 22, 2022

About the Levine Center to End Hate

The mission of the Levine Center to End Hate at the Jewish Federation of Greater Rochester is to unite the greater Rochester community in overcoming hate through education, dialogue, and positive action.

LEVINE CENTER
TO END
HATE



Methodology

- Survey content was developed by Causewave Community Partners and Crux Research in consultation with the Levine Center. BRX Research assisted in data collection.
- Surveys were collected from a nine-county, Greater Rochester area. All respondents were aged 18+.
- Quotas were maintained by gender, age, and race/ethnicity. Respondents come from a variety of religious backgrounds, and a range of educational backgrounds and household incomes. The data seek to be representative of adults living in the Greater Rochester area.
- Data was collected between September 2021 and March 2022.
- The total sample size for the project is **843 interviews**.

Special Thanks

Research partners

- Causewave Community Partners
- Crux Research

Outreach partners

- Action for a Better Community
- Center for Deaf Health Research, U of R
- Equal Grounds Coffee Shop
- Ibero American Action League
- Islamic Center of Rochester

- Jewish Federation of Greater Rochester
- Louis S. Wolk JCC (Jewish Community Center) of Greater Rochester
- Monroe County Language Access Coalition
- Rochester Area Community Foundation
- Trillium Health
- United Way of Greater Rochester
- Urban League of Rochester
- YWCA

Objectives

- This survey was undertaken to better understand the state of hate in the Rochester area.
- It is our intent that the data will lead to steps we can take as an organization and as a community to create positive change, as well as provide a baseline to measure progress.
- This presentation provides aggregate data. Future data releases will focus on the experiences of subgroups of respondents.

Key Findings

In many ways we could say that people from different racial/ethnic backgrounds live in different worlds.

- **Racial and ethnic discrimination leads all other forms, and is increasing.** People inside the groups discriminated against are much more likely to describe discrimination as a big problem, representing a large gap in recognition of discrimination.
- **Advantage for some, disadvantage for others.** Men and Whites are viewed as having an advantage at getting ahead—in fact, twice as often as other groups—whereas Blacks/African Americans and Muslims are most likely to be seen as having disadvantages.

Key Findings

In many ways we could say that people from different racial/ethnic backgrounds live in different worlds.

- **Discrimination is a theoretical concept for some, daily experience for others.** Whites are unlikely to personally know or to have witnessed someone who has experienced discrimination, yet a majority of Blacks/African Americans have witnessed acts of discrimination, most often at work or while shopping.
- **Many groups fear for their safety.** Many residents from subgroups (race/ethnicity, religion, sexual orientation, gender, disability) have felt discriminated against and feel unsafe because of their background.

Key Findings

In many ways we could say that people from different racial/ethnic backgrounds live in different worlds.

- **Is there a rise in discrimination felt by Whites?**

In the aftermath of the May 14, 2022 racially-motivated mass shooting in Buffalo, we returned to the data to see if there was a perception among Whites that they were being discriminated against.

- The feeling of discrimination among Whites is not widespread.
- The incidence of Whites who do feel discriminated against cuts evenly across most demographics, including age, gender, sexual orientation, and education level.
- Whites who feel discriminated against or disadvantaged recognize that discrimination is on the rise for all groups studied.

Key Findings

We've also seen reasons for hope.

- **Ours is a welcoming community.** The Greater Rochester Area is seen as a welcoming place by most area residents due to what they see as its diversity and open-mindedness.
- **We are more alike than different.** A majority of all groups report having much in common with people who are different.
- **Our diversity is our strength.** Many respondents see our diversity as something that makes our community stronger and have taken part in positive activities relating to diversity.
- **We are willing to act.** There is support for affirmative action, public policies encouraging DEI, improved housing policies, and new jobs programs.

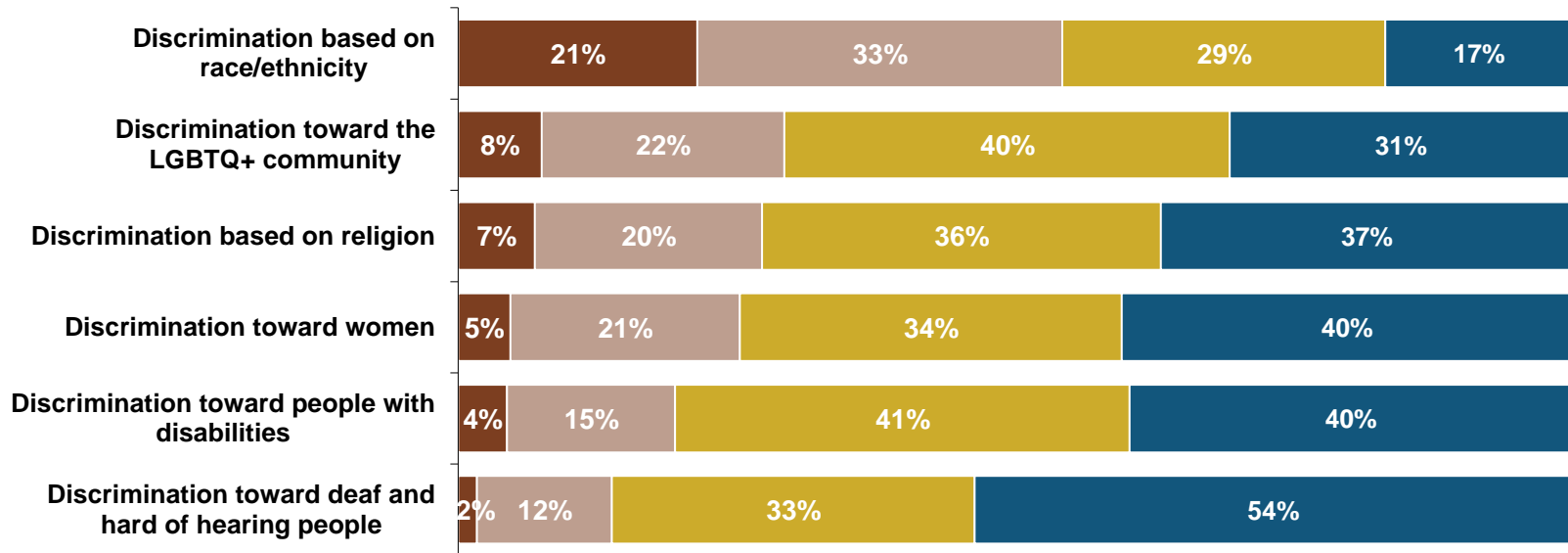
Living in Different Worlds

The Atmosphere in Greater Rochester
for People from Diverse Backgrounds

Area residents see discrimination based on race/ethnicity as a problem in the Greater Rochester area

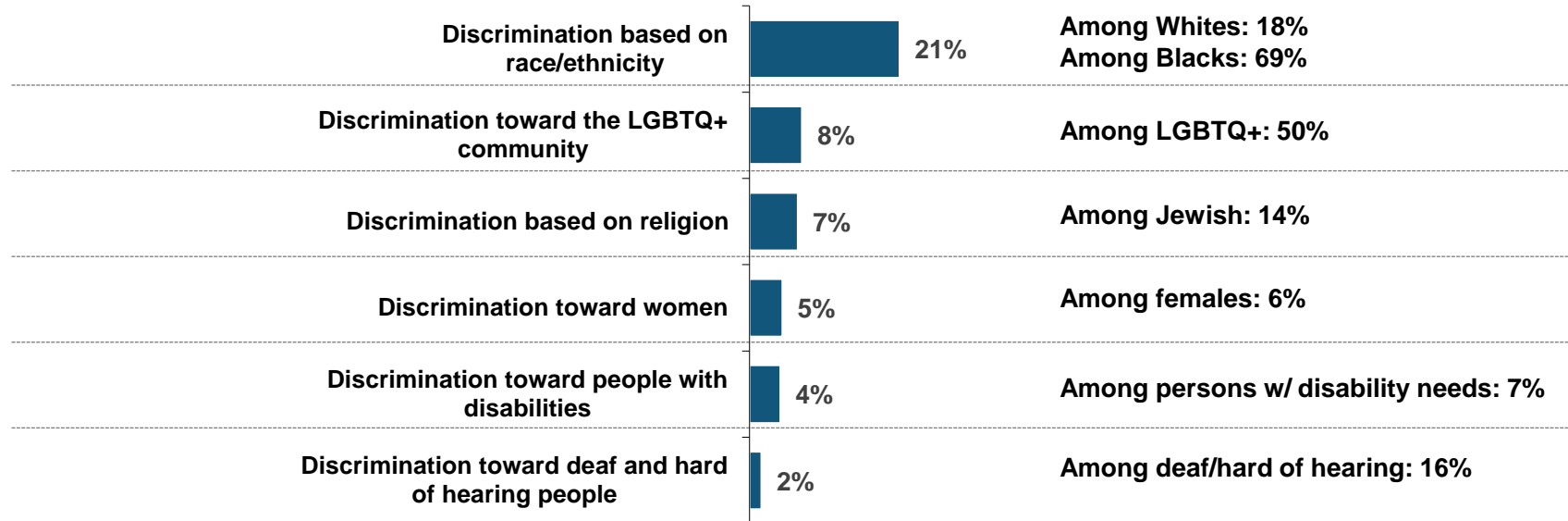
How much of a problem are the following in the Greater Rochester area?

■ A big problem in GRA ■ Somewhat of a problem in GRA ■ A small problem in GRA ■ Not a problem in GRA



Those from affected groups are more likely to see discrimination based on race/ethnicity as a problem in the Greater Rochester area

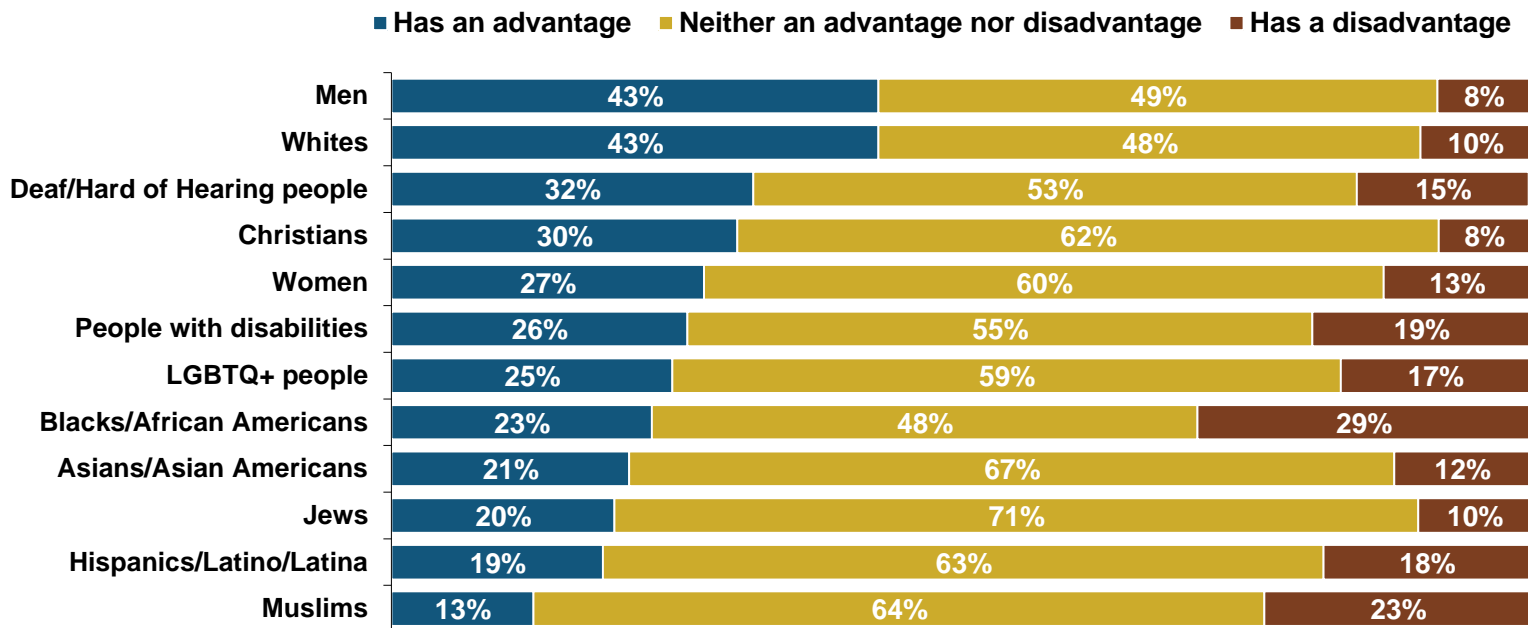
How much of a problem are the following in the Greater Rochester area?
% A big problem in GRA



Men and Whites are viewed as having an advantage at getting ahead in GRA

Blacks/African Americans and Muslims most likely to be seen as having disadvantages

Do you feel that people from the following groups have an advantage or disadvantage, or neither an advantage nor disadvantage, for getting ahead in the Greater Rochester area?



Many from diverse groups are less likely to feel they have advantages than those “outside” their group feel they have

Do you feel that people from the following groups have an advantage or disadvantage, or neither an advantage nor disadvantage, for getting ahead in the Greater Rochester area?

% Has an advantage

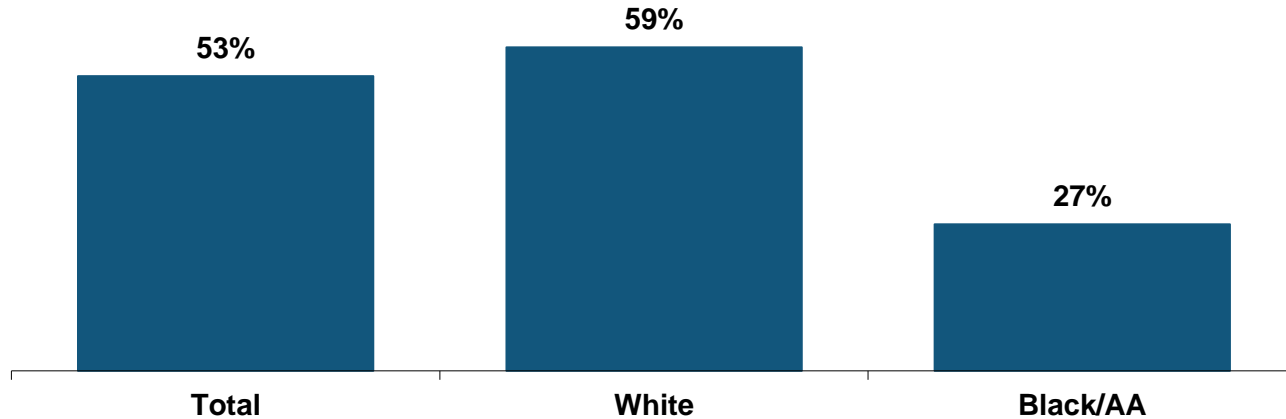
	Among those in this group		Among those not in this group
Men	41%		44%
Whites	38%	↔	61%
Deaf/Hard of Hearing people	33%		32%
Christians	25%	↔	39%
Women	19%	↔	37%
People with disabilities	23%		26%
LGBTQ+ people	23%		23%
Blacks/African Americans	12%	↔	23%
Jews	15%		20%

↔ Significant difference between groups

Large difference between Blacks and Whites in perception of focus on the past

How much do you agree or disagree with the following statement?

*% Strongly Agree/Agree that
“Many people are too focused on things that happened to people of color
in the past, using it as an excuse for not moving forward.”*



Many demographic groups feel discrimination against them has INCREASED in recent years and significant differences in perception exist

Compared to a couple of years ago, do you think discrimination against each of the following groups in the Greater Rochester area has increased, stayed about the same, or decreased?

% Discrimination has increased

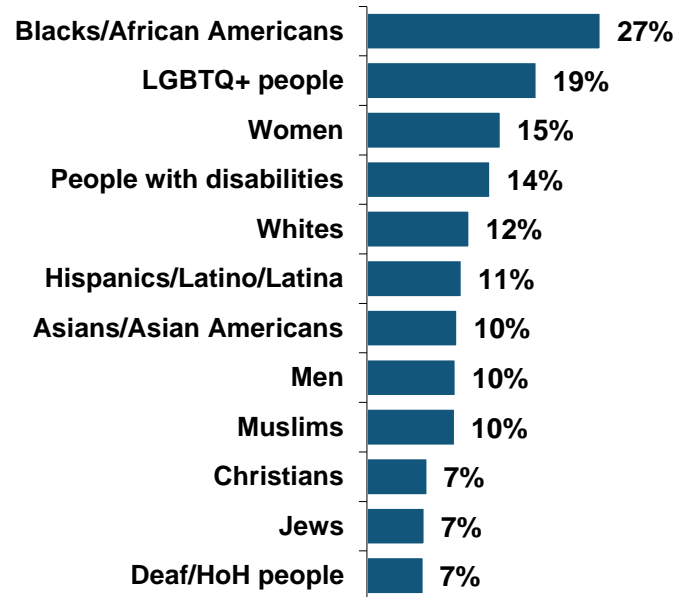
	Among those in this group		Among those not in this group
Blacks/African Americans	62%	↔	31%
Whites	26%	↔	15%
LGBTQ+ people	33%	↔	16%
Men	21%	↔	11%
Jews	65%	↔	15%
Christians	15%		10%
Women	13%		11%
People with disabilities	16%		8%
Deaf/Hard of Hearing people	17%		6%

↔ Significant difference between groups

All groups studied have been discriminated against in recent years

In the past couple of years, have you personally known someone from any of the following groups that has experienced an act of discrimination?

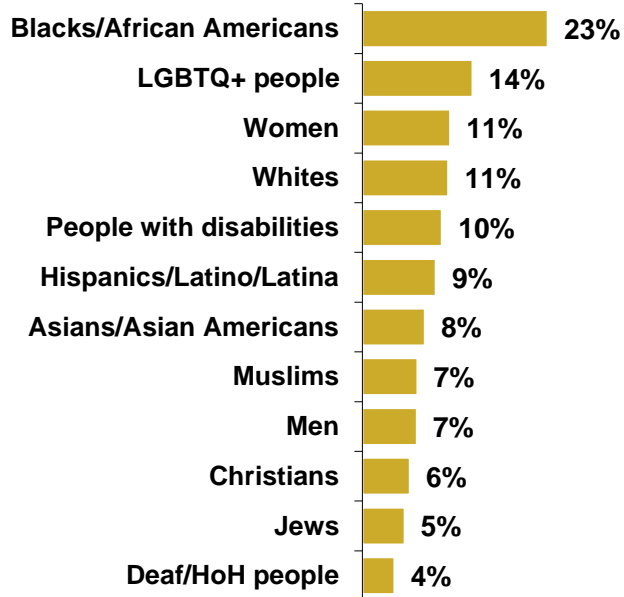
% Yes



Overall, GRA residents are unlikely to have witnessed someone who has experienced discrimination, yet a majority of Blacks/African Americans and many in other groups have witnessed acts of discrimination

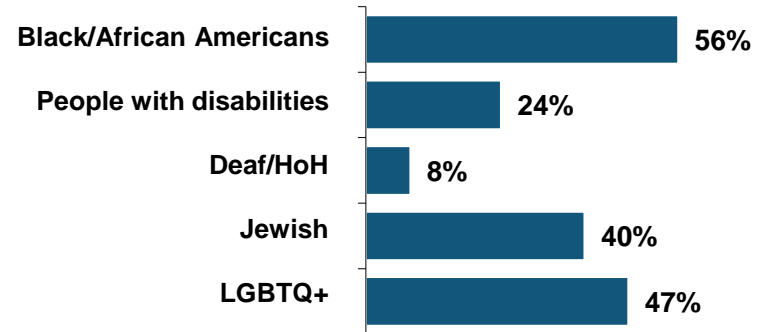
In the past couple of years, have you witnessed firsthand someone from any of the following groups experiencing an act of discrimination?

% Yes



In the past couple of years, have you witnessed firsthand someone from any of the following groups experiencing an act of discrimination?

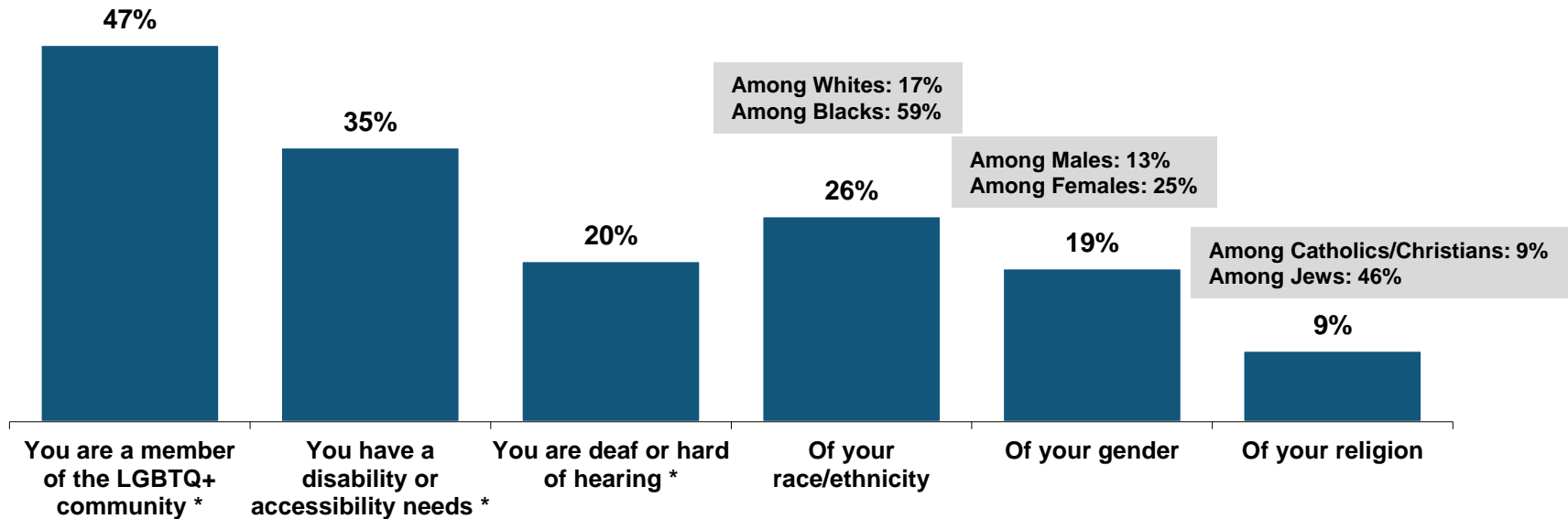
% Indicating Yes for the group they are in



Many residents from subgroups have felt discriminated against, with wide gaps in some cases

In the past couple of years, have you felt discriminated against because...?

% Yes

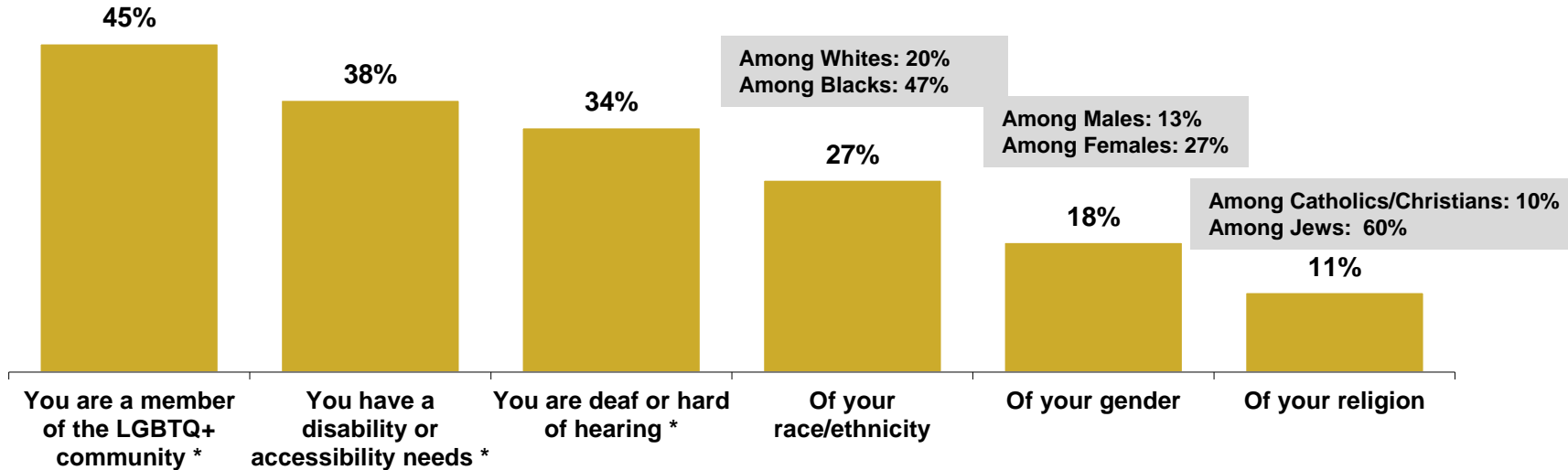


* Question asked of appropriate subgroup

Many residents feel unsafe because of their background, with wide gaps in some cases

In the past couple of years, have you felt unsafe because...?

% Yes

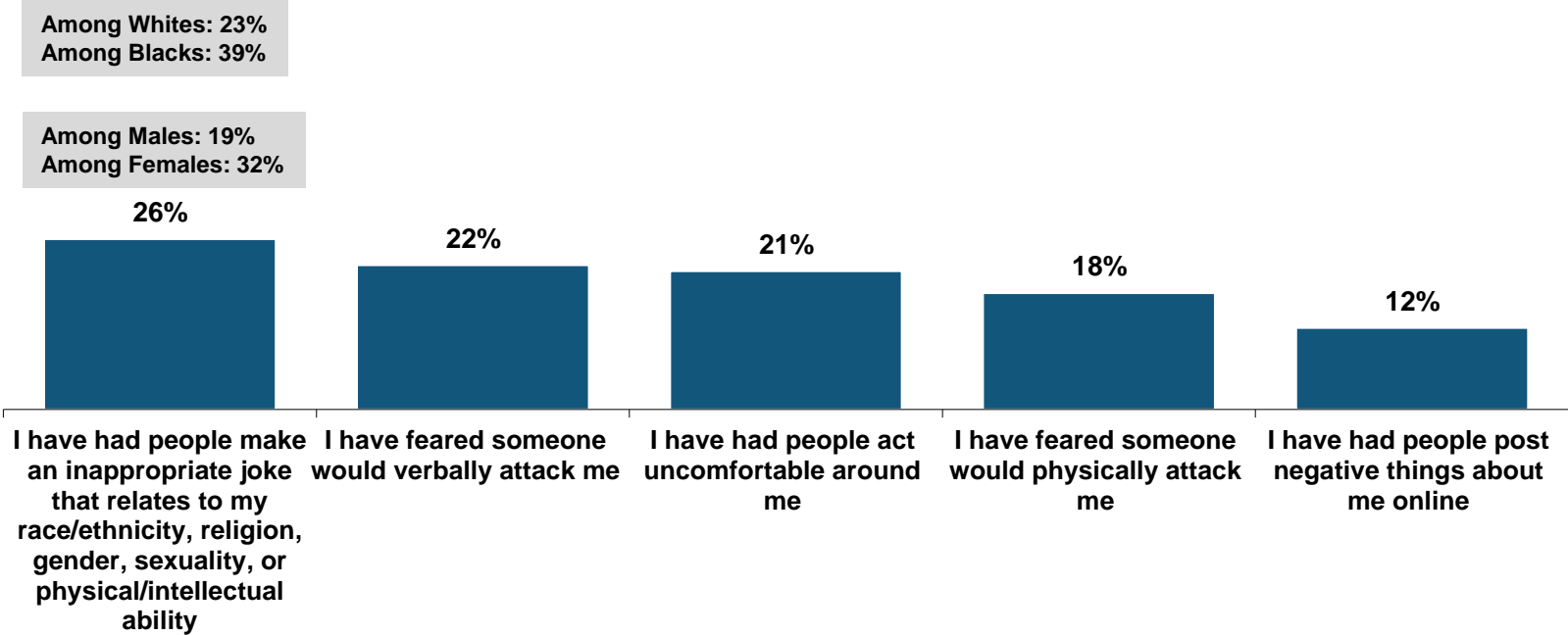


* Question asked of appropriate subgroup

Some residents express fear or discomfort relating to their background

In the past couple of years, which of these has happened to you because of your race/ethnicity, religion, gender, sexuality, or because you have a disability?

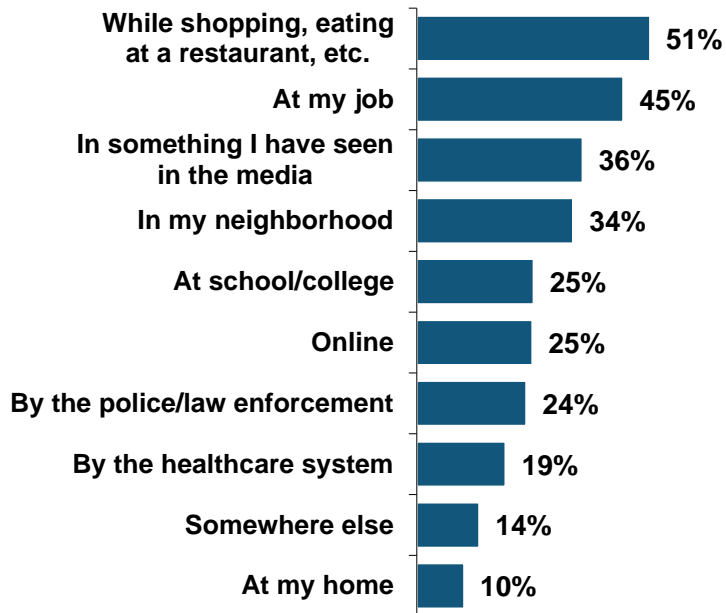
% Yes



The most common place to feel unsafe or discriminated against because of race/ethnicity is when out in the community

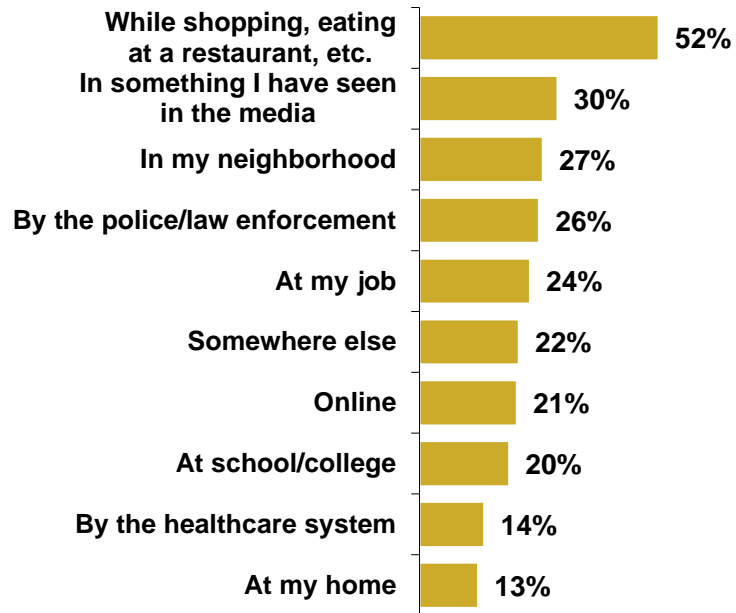
Significant percentage of residents feel unsafe in their own neighborhoods (27%) or homes (13%)

Where have you felt DISCRIMINATED AGAINST because of your race/ethnicity? *



* Asked of the 26% who have felt discriminated against because of race/ethnicity

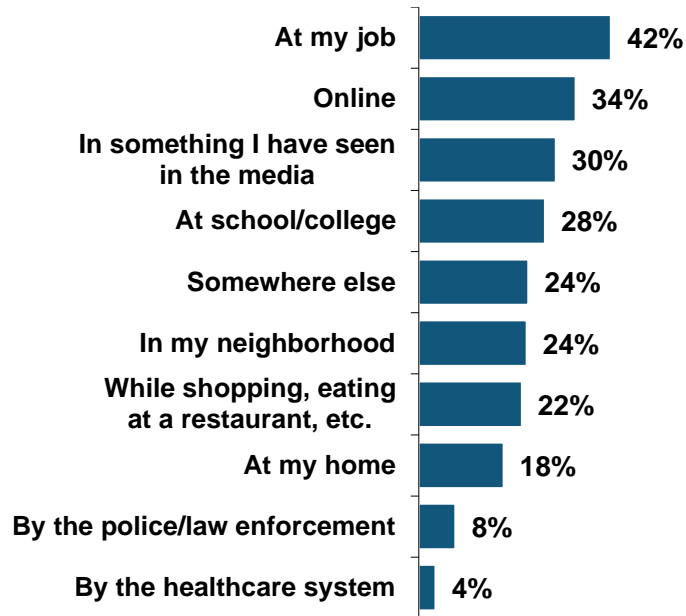
Where have you felt UNSAFE because of your race/ethnicity? **



** Asked of the 27% who have felt unsafe because of race/ethnicity

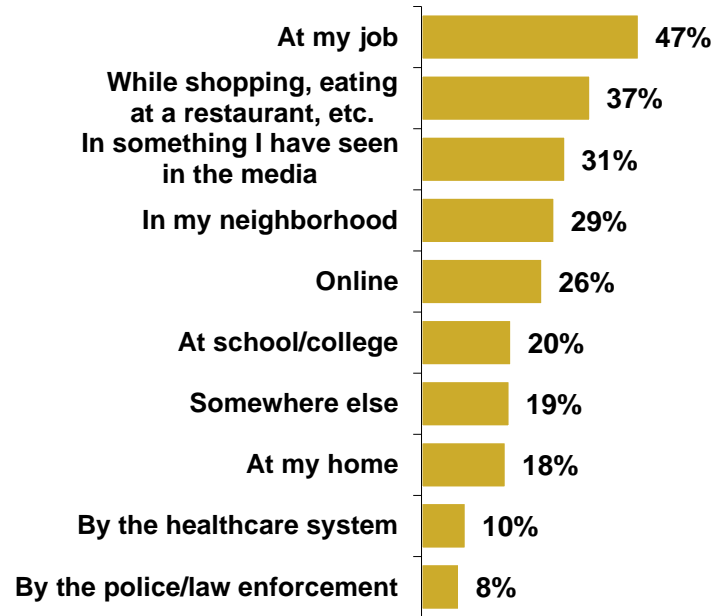
The most common place to feel unsafe or discriminated against because of religion is in the workplace

Where have you felt **DISCRIMINATED AGAINST** because of your religion? *



* Asked of the 9% who have felt discriminated against because of religion

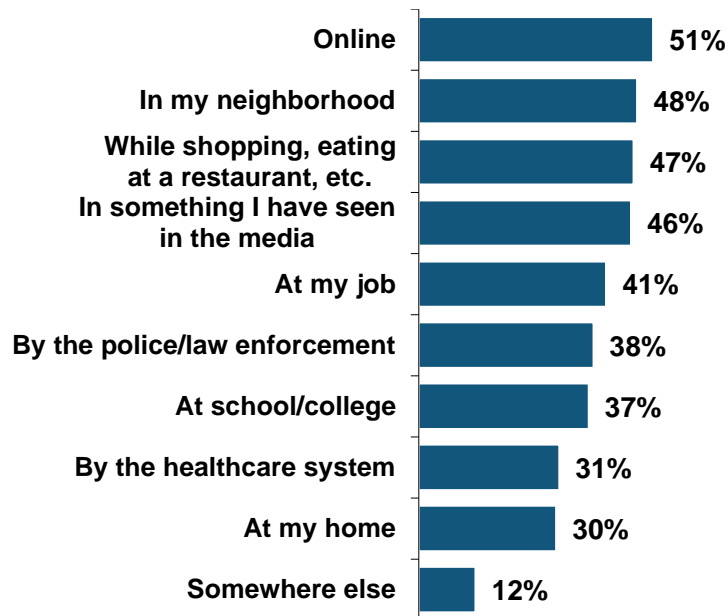
Where have you felt **UNSAFE** because of your religion? **



** Asked of the 11% who have felt unsafe because of religion

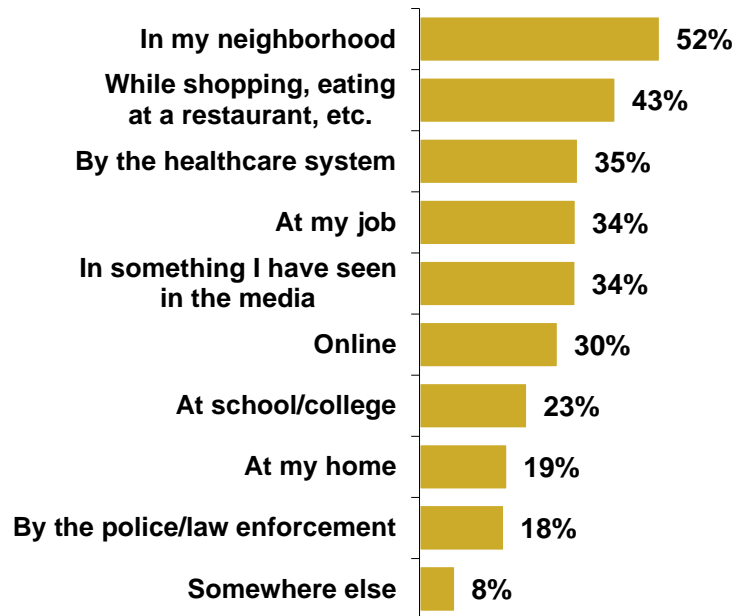
The most common place to feel unsafe or discriminated against because of LGBTQ+ status is online, in neighborhoods, and when out in the community

Where have you felt **DISCRIMINATED AGAINST** because you are a member of the LGBTQ+ community? *



* Asked of the 36% who have felt discriminated against because of LGBTQ+ status

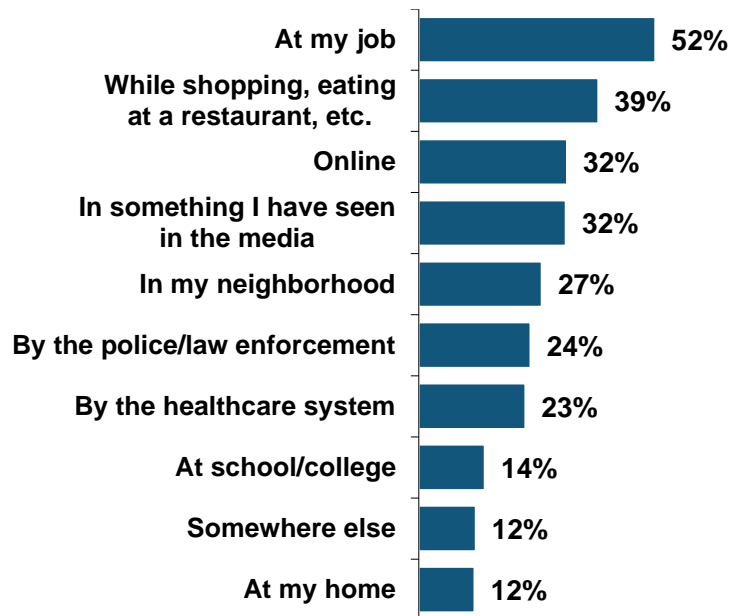
Where have you felt **UNSAFE** because you are a member of the LGBTQ+ community? **



** Asked of the 42% who have felt unsafe because of LGBTQ+ status

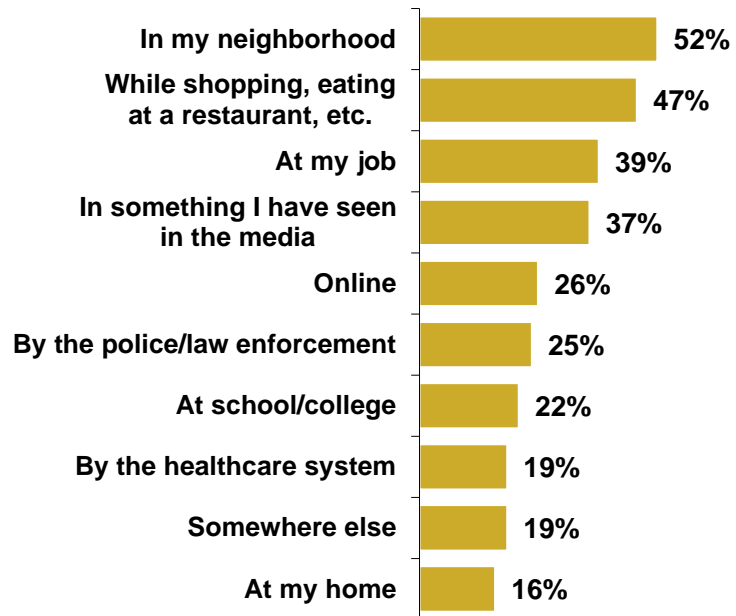
The most common place to feel unsafe or discriminated against because of gender is in the workplace and in neighborhoods

Where have you felt DISCRIMINATED AGAINST because of your gender? *



* Asked of the 19% who have felt discriminated against because of gender

Where have you felt UNSAFE because of your gender? **



** Asked of the 18% who have felt unsafe because of gender

Reasons for Hope

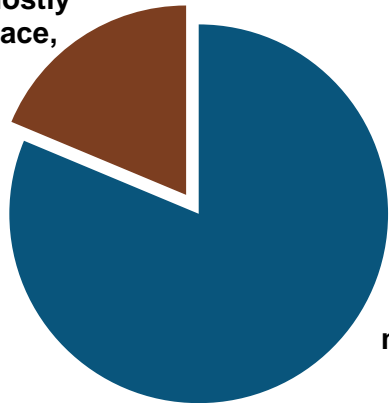
Community Support for Action

Greater Rochester is seen as a welcoming place by most area residents

GRA is seen as more welcoming by older residents than by younger residents

Do you feel that the Greater Rochester area is a welcoming or unwelcoming place for people of all backgrounds?

I think the Greater Rochester area is mostly an unwelcoming place, 19%



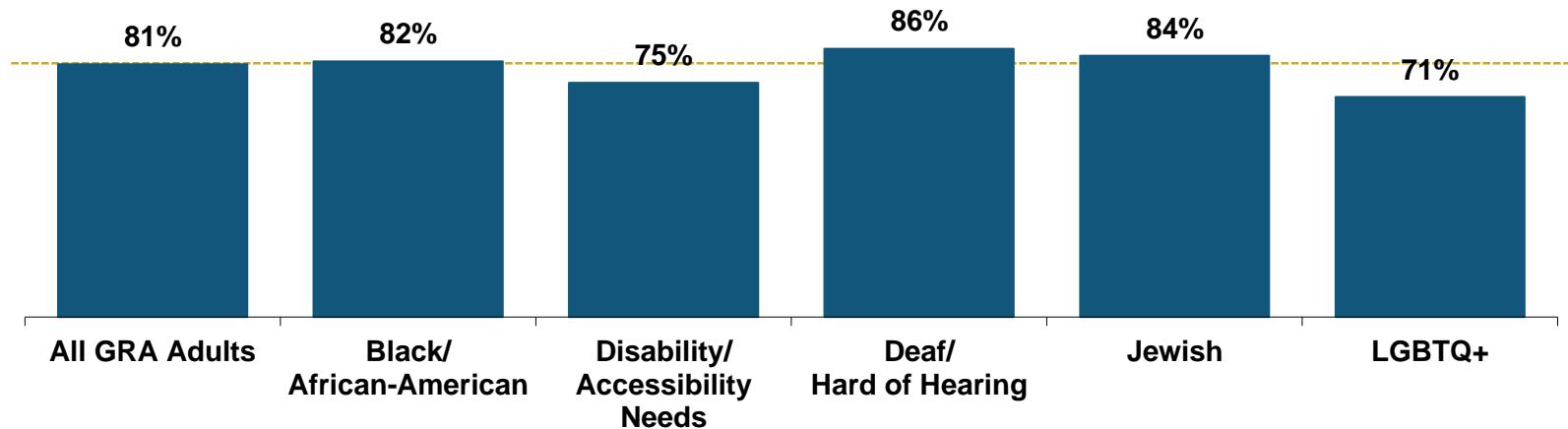
I think the Greater Rochester area is mostly a welcoming place, 81%

% reporting Greater Rochester area is a welcoming place:

- Male 81%, Female 81%
- 18-29 67%, **30-49 83%**, **50-69 84%**, **70+ 90%**
- Monroe County - City of Rochester 79%, Monroe County - Outside City of Rochester 85%, Other counties 78%
- HS education or less 78%; Some college 74%; **College grad+ 86%**

Subgroups also tend to feel that Greater Rochester is welcoming

Do you feel that the Greater Rochester area is a welcoming or unwelcoming place for people of all backgrounds?
% Greater Rochester is “mostly a welcoming place”

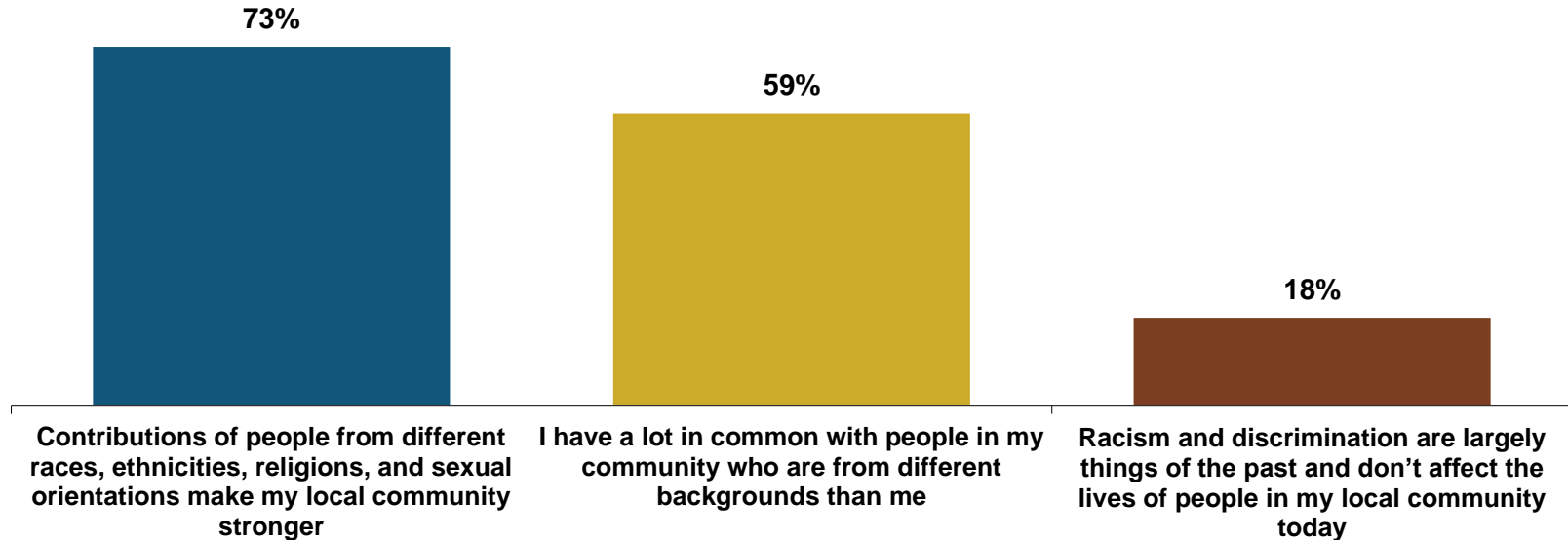


Most residents feel contributions from diverse communities make our area stronger

More than 80% agree racism and discrimination affect the lives of local people today

How much do you agree or disagree with the following statements?

% Strongly Agree/Agree

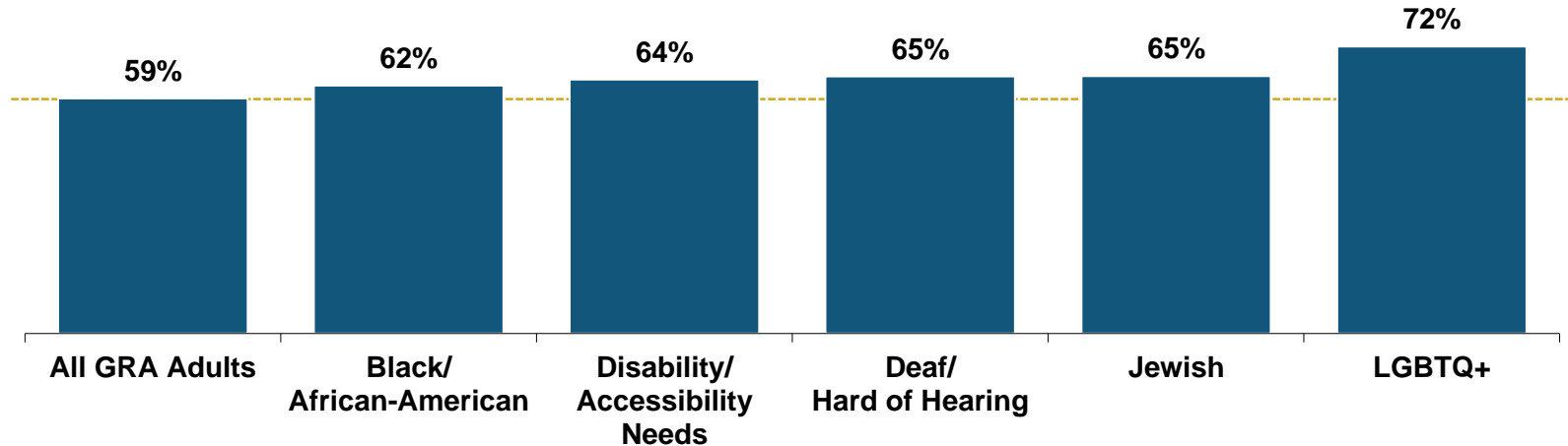


Subgroups are more likely than the general population to feel they have a lot in common with people with different backgrounds

How much do you agree or disagree with the following statement?

% Strongly Agree/Agree that

“I have a lot in common with people in my community who are from different backgrounds than me.”

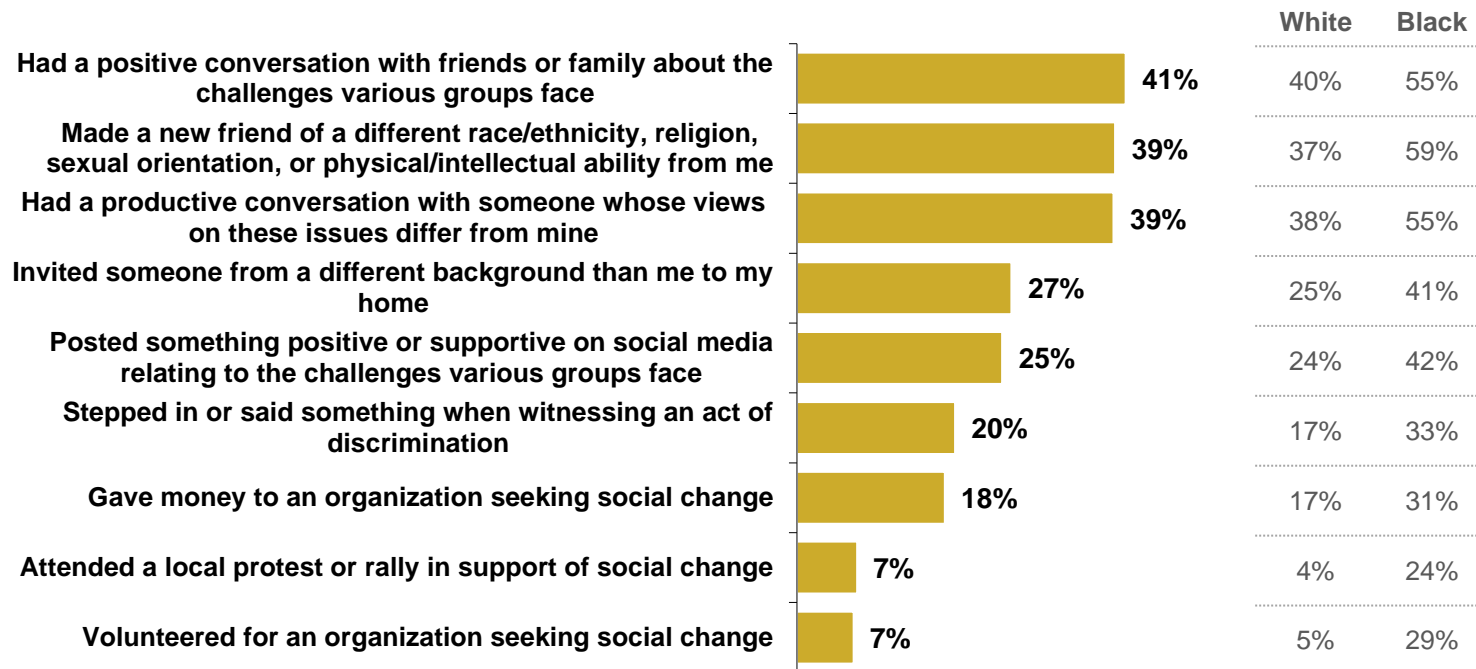


Many respondents have taken part in positive activities relating to diversity

Blacks/African Americans have taken part in more activities than Whites

In the past couple of years, which of the following have you done?

% Yes

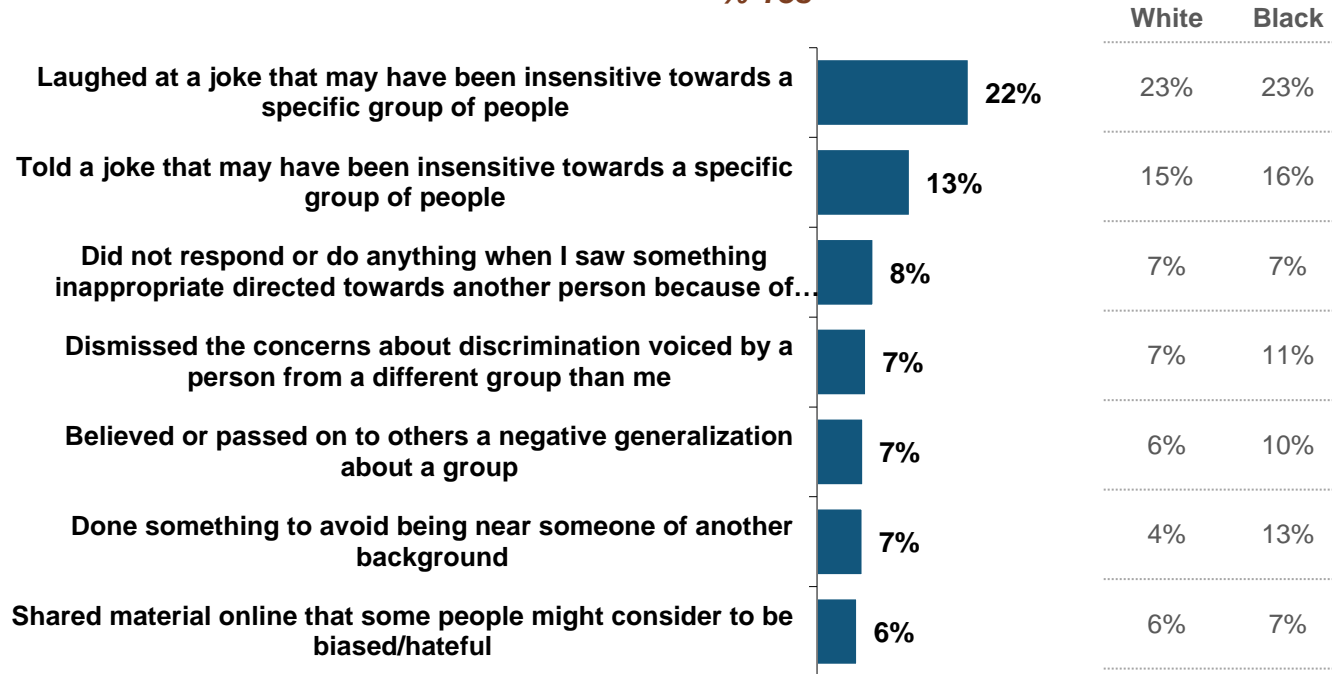


Area residents are unlikely to say they have taken part in acts of discrimination

Blacks/African Americans and Whites report similar levels of discriminatory acts

In the past couple of years, which of the following have you done?

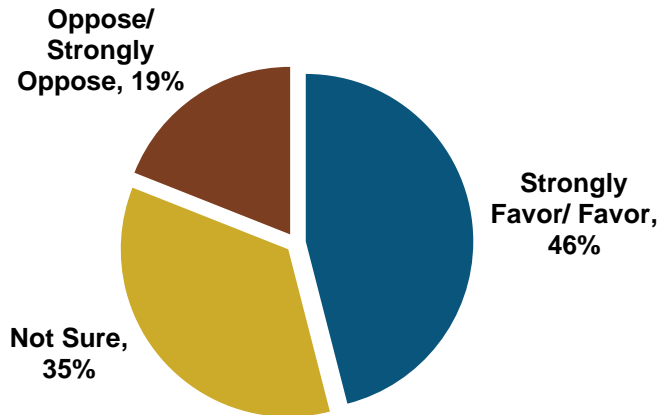
% Yes



There is support for a greater focus on minority hiring in public jobs and increased public policies that encourage inclusion

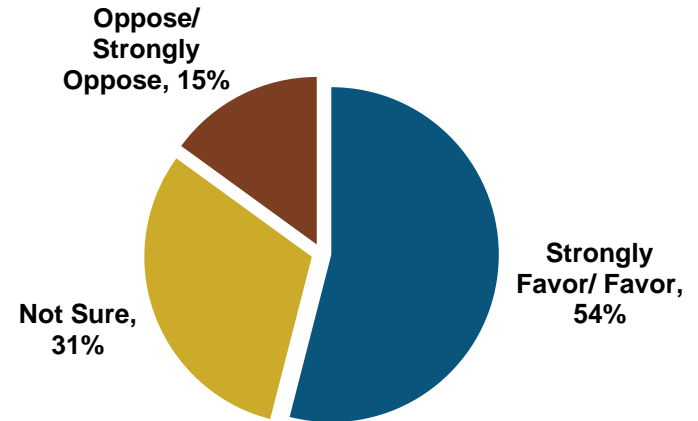
Do you favor or oppose the following efforts?

A greater focus on hiring people of color in government and public jobs



% Strongly Favor / Favor among:
Live in Monroe County – City of Rochester: 57%
Live in Monroe County – Outside City of Rochester: 38%
Live outside of Monroe County: 50%

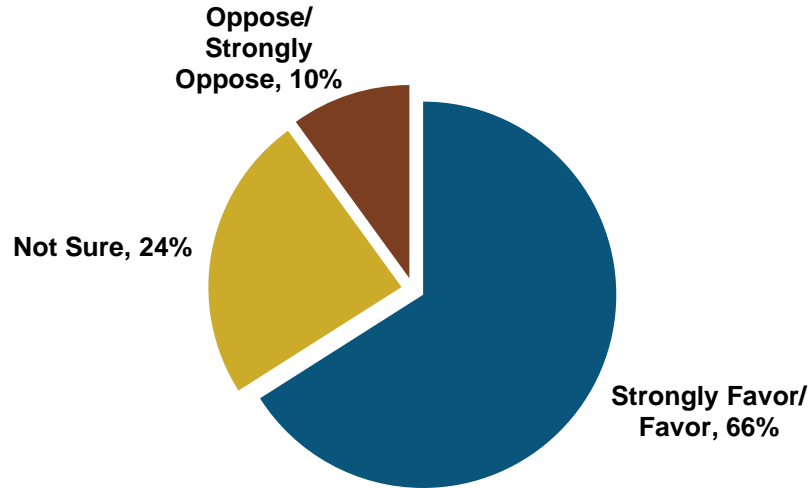
More public policies that encourage diversity and inclusion



% Strongly Favor / Favor among:
Live in Monroe County – City of Rochester: 61%
Live in Monroe County – Outside City of Rochester: 50%
Live outside of Monroe County: 56%

There is considerable support for more affordable housing

Do you favor or oppose the creation of more affordable housing in your local community?



% Strongly Favor / Favor among:
Live in Monroe County – City of Rochester: 70%
Live in Monroe County – Outside City of Rochester: 62%
Live outside of Monroe County: 67%

Conclusions

- **Discrimination is part of the lived experience for the majority of Blacks/African Americans and members of other subgroups.**
- **There is widespread acknowledgment that racial discrimination exists, and there is support for policies and programs to address it.** *However, a vocal minority may be preventing progress on these issues when they have substantial support in reality.*
- Our community's challenge is not to raise awareness of issues of discrimination. Instead, **we need to provide residents with tools and actions they can take to help address issues of discrimination and to remind them that, in many cases, their desire for moving toward equity is the majority opinion.** *It is hopeful to realize the polarization we often bemoan may not be as widespread as we think.*

Next Steps

This presentation focuses primarily on aggregate data representative of adults living in the Greater Rochester area. We look forward to sharing data that will illustrate the experience of the subgroups surveyed, through news releases and slide decks specific to the following:

- People who are Black/African American
- People who are Disabled
- People who are LGBTQ+
- People who are Jewish
- Education-specific data

Appendix I

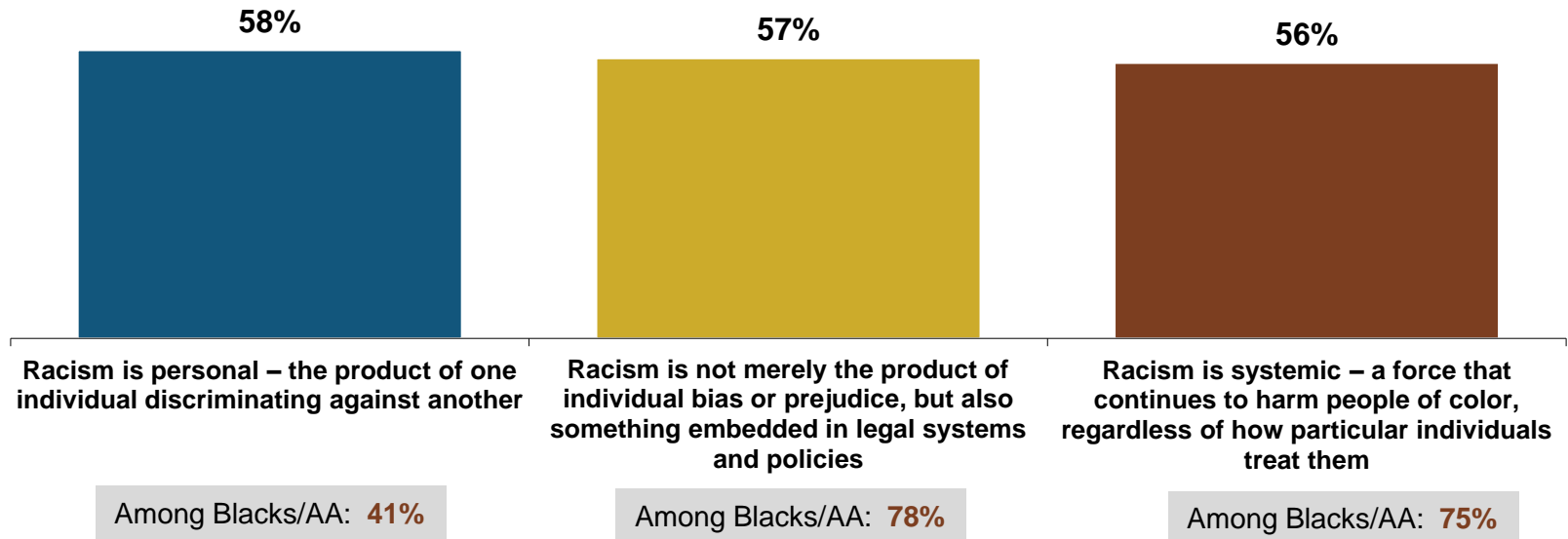
Additional data

Area residents feel racism has both personal and structural elements

Blacks/African Americans are more likely to feel that racism is systemic in nature

How much do you agree or disagree with the following statements?

% Strongly Agree/Agree



Area residents feel that racism has both personal and structural elements

How much do you agree or disagree with the following statements?

% Strongly Agree / Agreeing with:

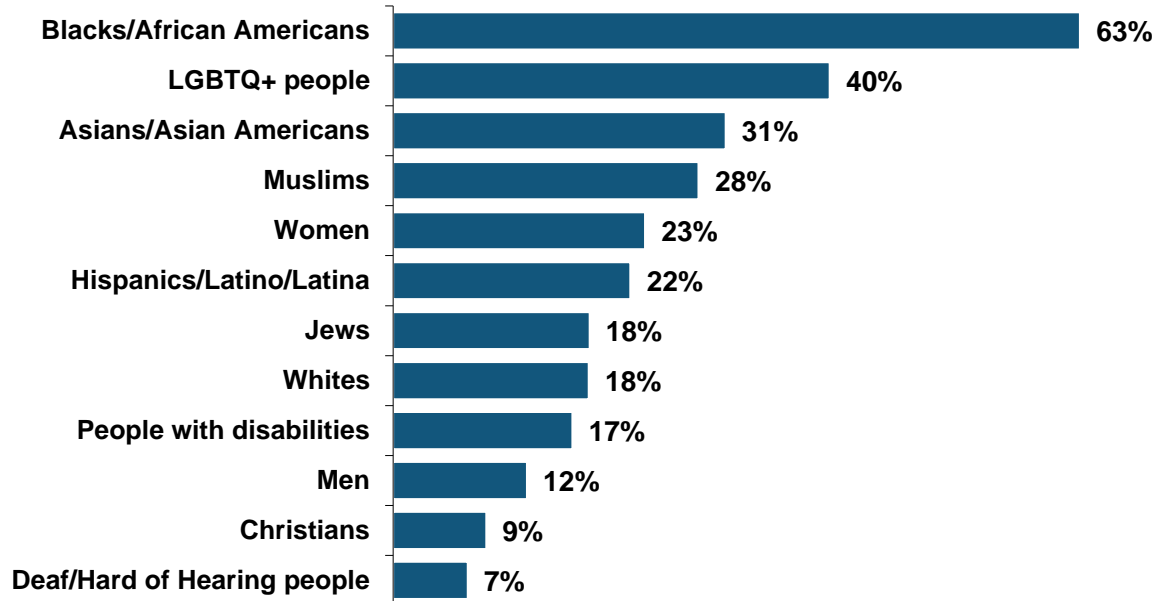
% Also Strongly Agree / Agreeing with:	Racism is personal - the product of one individual discriminating against another	Racism is systemic - a force that continues to harm people of color, regardless of how particular individuals treat them	Racism is not merely the product of individual bias or prejudice, but also something embedded in legal systems and policies
Racism is personal - the product of one individual discriminating against another	----	58%	58%
Racism is systemic - a force that continues to harm people of color, regardless of how particular individuals treat them	56%	----	82%
Racism is not merely the product of individual bias or prejudice, but also something embedded in legal systems and policies	56%	84%	----

- 27% Strongly Agree / Agreed with all 3 statements
- 14% did not Strongly Agree / Agree with any of the 3 statements

Greater Rochester residents are likely to have seen a local media story about Blacks/African Americans being discriminated against

In the past couple of years, have you seen, heard, or read local media stories that report about someone from any of the following groups experiencing an act of discrimination?

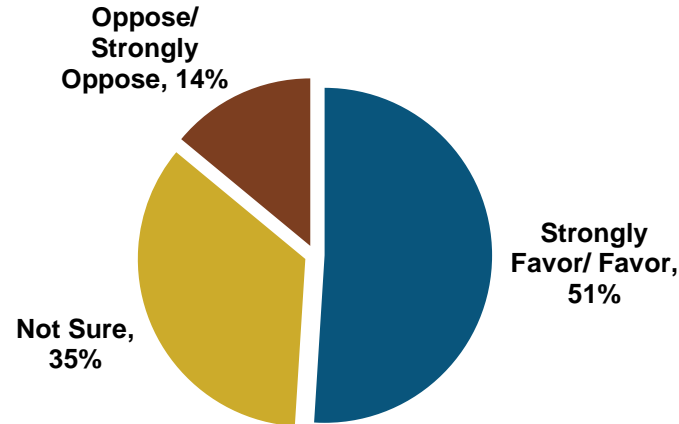
80% Have seen a local story



There is considerable support for more community forums about DEI issues

Do you favor or oppose the following efforts?

More community forums in your local community about diversity and inclusion issues



% Strongly Favor / Favor among:

Live in Monroe County – City of Rochester: 57%

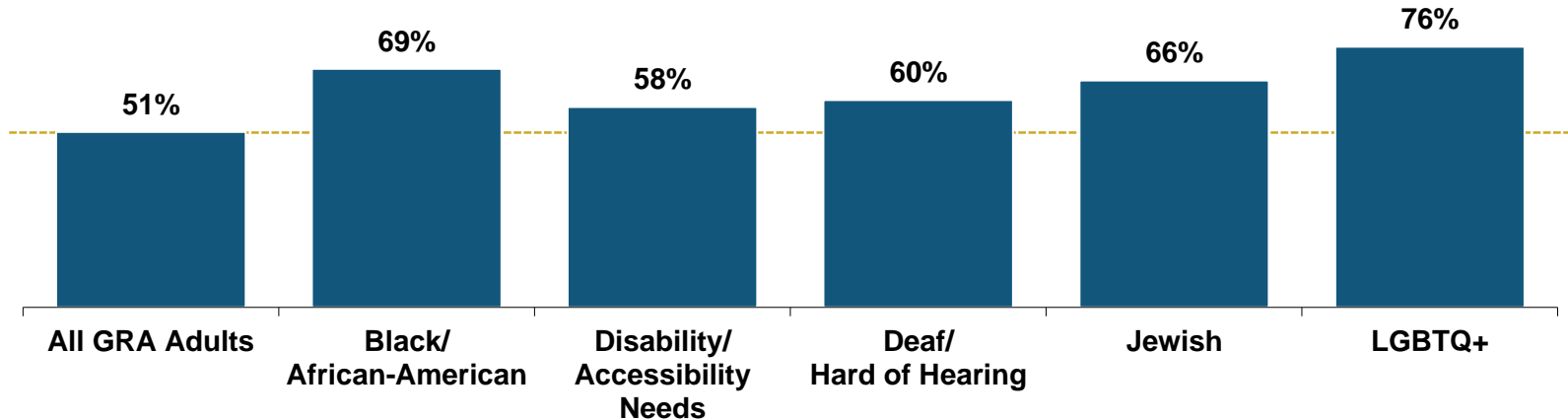
Live in Monroe County – Outside City of Rochester: 46%

Live outside of Monroe County: 53%

There is widespread support among subgroups for more community forums

Do you favor or oppose the following efforts?

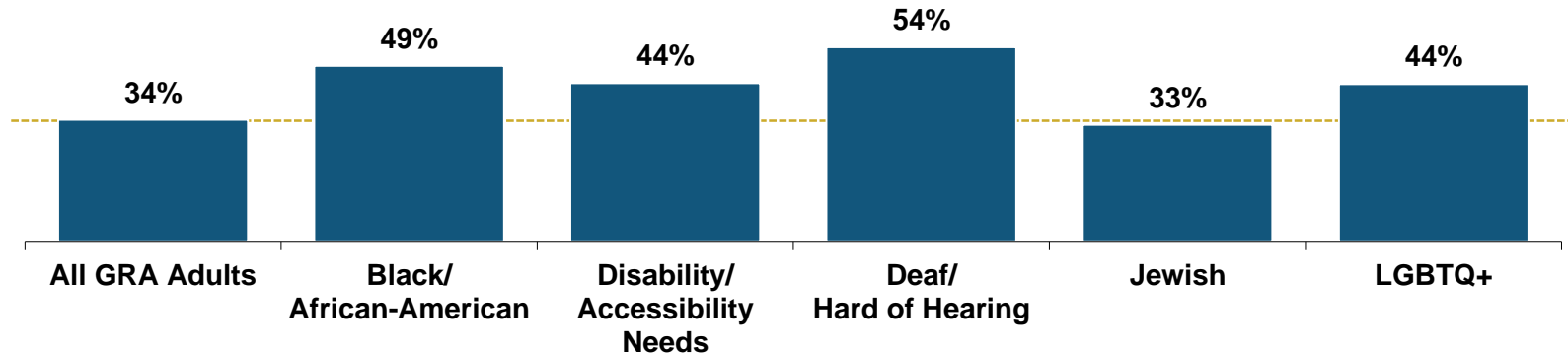
More community forums in your local community about diversity and inclusion issues
% Strongly Favor/Favor



People from subgroups are more optimistic that the Rochester area will become a more welcoming place in the future

In the coming year, for people of all backgrounds, do you think that the Greater Rochester area will become ...?

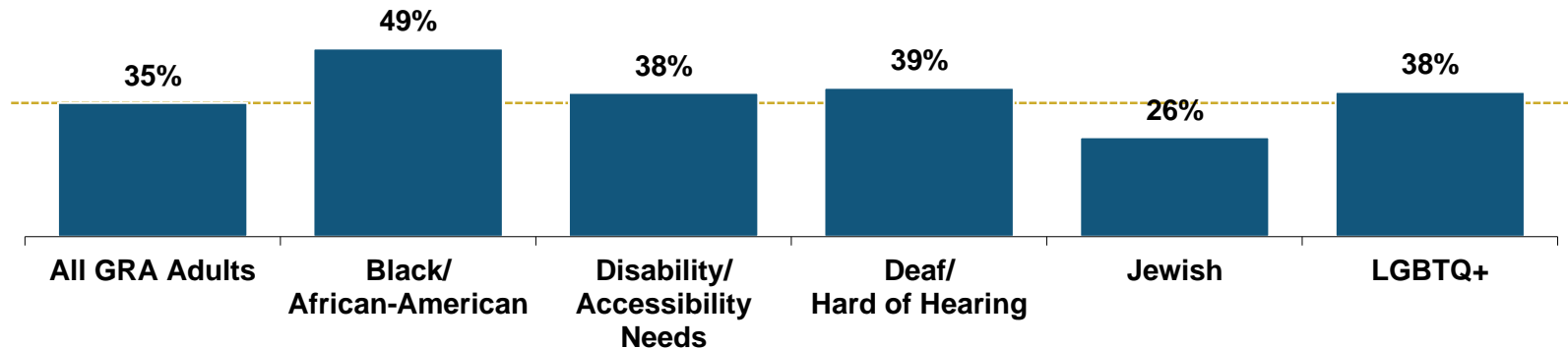
% a MORE welcoming place



People from subgroups are more optimistic that people will become more understanding in the future

How do you feel relations between different groups of people will progress over the next couple of years in the Greater Rochester area?

% people from different groups will become closer and more understanding of one other

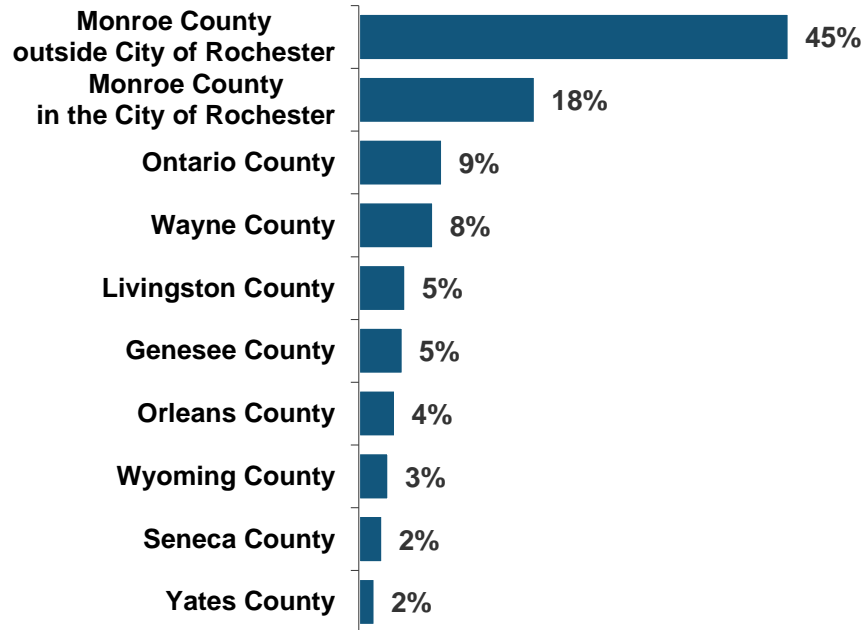


Appendix II

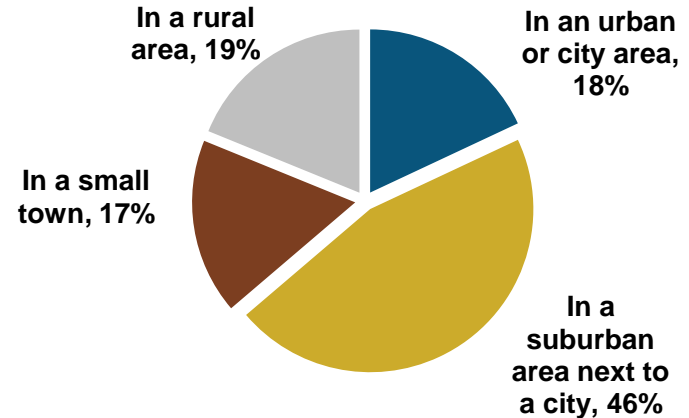
Demographics

Respondents live in the 9-county GRA region

Which best describes where you live?

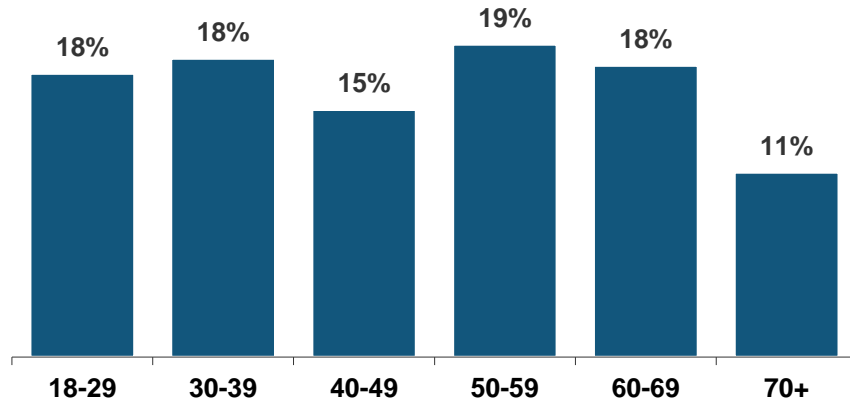


How would you describe where you live?

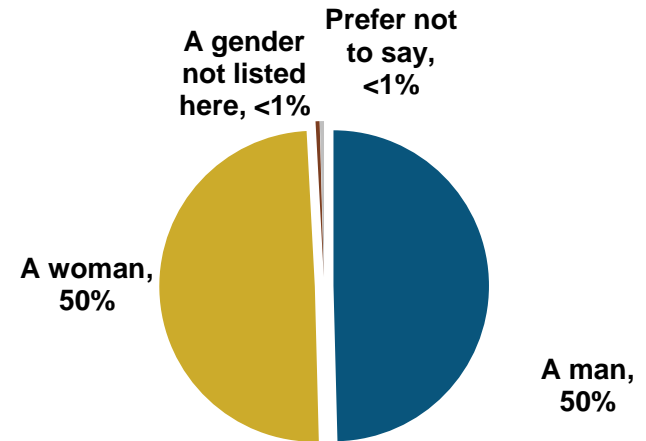


Respondents were aged 18+

How old are you?



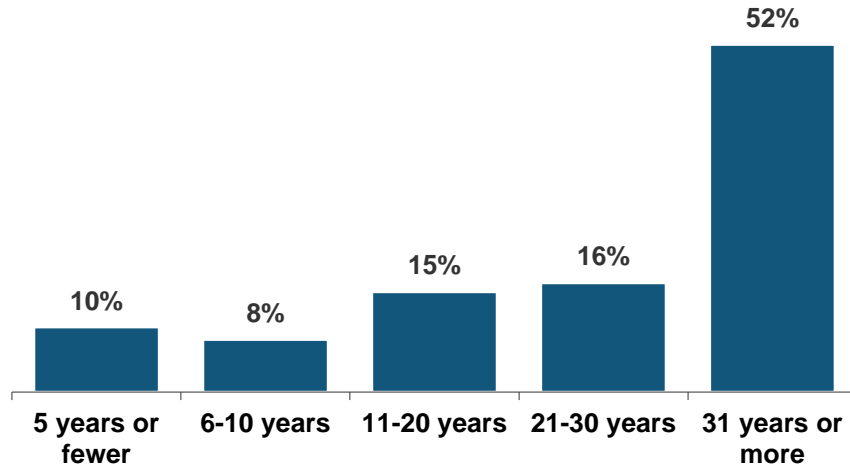
Are you...?



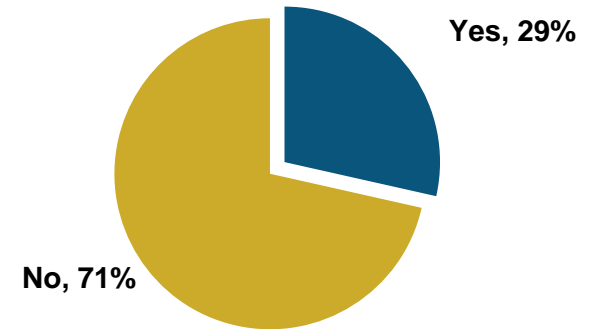
NOTE: Data were balanced on these questions.

Many area residents have lived in the area a long time

How long have you lived in the Greater Rochester area?

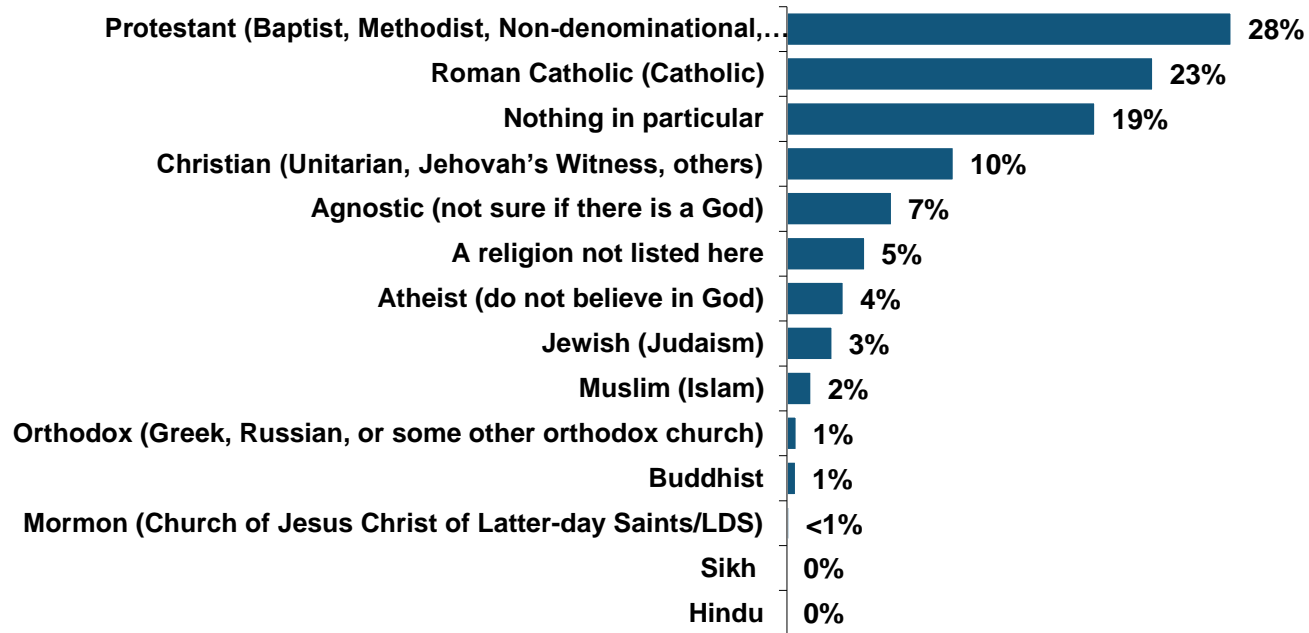


Do you have children under the age of 18 living in your household?



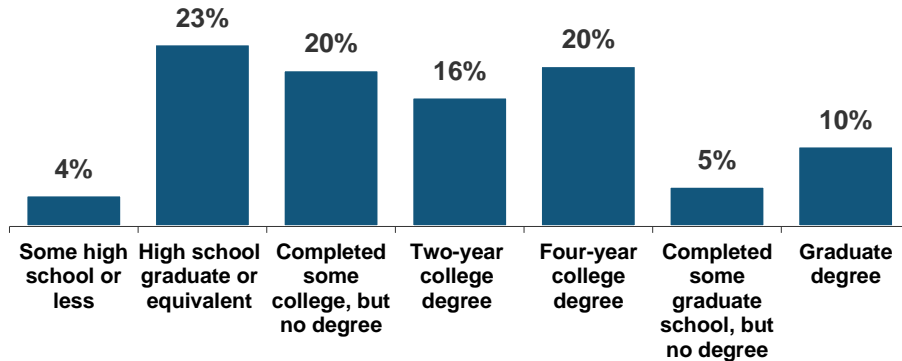
A variety of religious backgrounds were represented in the study, with 51% being Christian (Protestant or Catholic)

What is your present religion, if any?



Respondents come from a range of educational backgrounds and household incomes

Which best describes the highest level of education you have completed or the highest degree you have received?



Considering your own income and the income from any other people who help you, how would you describe your overall financial situation? Would you say you...?

